



Nature Notebook

Hi Friend,

I'm so glad you picked up a copy of the Hope With Feathers Nature Notebook! It is my hope that you can use it as tool to get outside, explore, discover and enjoy observing Creation as a family. This notebook is reproducible and you are free to print off as many copies as you like. I pray it is a blessing to you and that your collections become treasures!

With Great Hope,
Kristen

Items you may find welcome in Nature Study:

- colored pencils
- magnifying glass
- a cozy picnic blanket
- simple field guide
- paper bags or baskets to bring home collections

How to use these pages:

-Use the blank journaling pages provided to draw what you have found on nature walks, or to sketch while you are out exploring. Encourage your older children to write about their discoveries, look up the names of items they gather and record them in English and in Latin, or have them describe the landscape. For younger children, ask them questions to help them begin, and record their answers for them: For example:


What do you see? What do you smell? What does the grass feel like?

How would you describe the temperature? Do you see any birds? Where are they? Any bugs? What do they look like? How many legs do they have? Etc.

-Each day have your child observe and track the weather and cut and paste the corresponding art on to the calendar provided for June. At the end of the month, make a graph to show how many days of each you encountered. Was it more sunny or rainy? How many cloudy days were there? How many thunderstorms did you experience?

-Read the poem about summer by Robert Lous Stevenson together and prepare your child to write their own poem about June. Each day, use the "Words for my June" sheet to record adjectives about the season they observe, and include some of them in their poem.

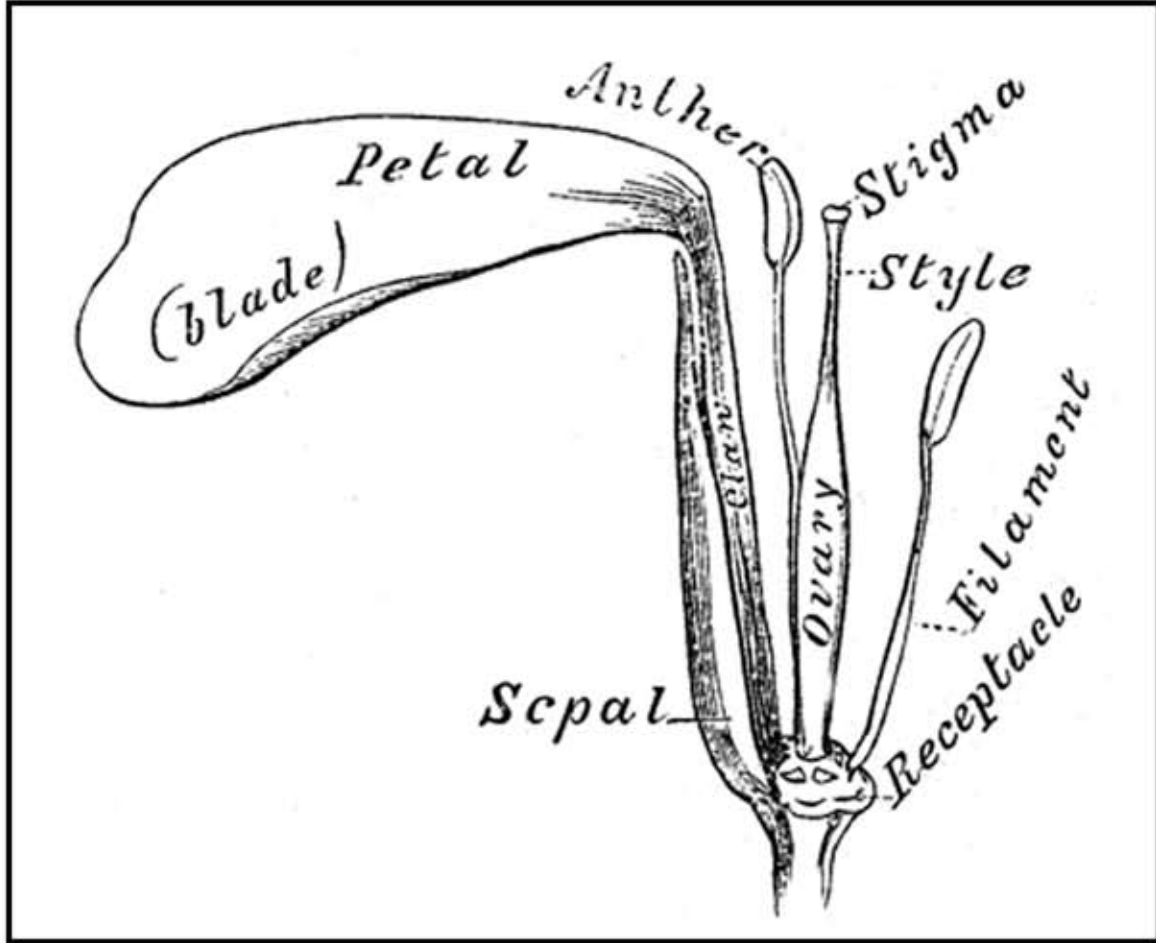
-This month, take time to focus on observing the parts of a flower. Use the diagram provided to point out the various parts to your child and see if they can find them on a real specimen. Have your child copy the names of the parts of a flower in the space below to help commit them to memory.



Great is the SUN
and wide he goes
through empty
HEAVEN with repose
and in the blue and
GLOWING DAYS
more thick than RAIN
he showers HIS RAYS

R.L. Stevenson

Can you
find the PARTS OF A FLOWER?




The Parts of a Flower Are:



June Weather

Sunday	Monday	Tuesday	Wednesday	Thursday	Friday	Saturday



TODAY'S DATE:

LOCATION:

TODAY I SAW... _____





"The Earth is Filled with his glory"

